












Unit 3 Self Assessment

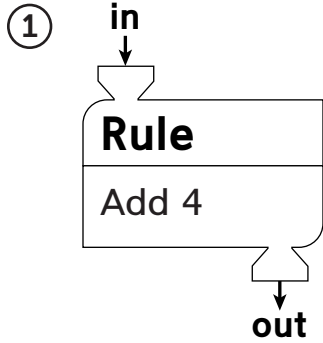
Copyright © McGraw-Hill Education. Permission is granted to reproduce for classroom use.

<p>Put a check in the box that tells how you do each skill.</p>	 <p>I can do this on my own and explain how to do this.</p>	 <p>I can do this on my own.</p>	 <p>I can do this if I get help or look at an example.</p>
<p>Skills</p>			
<p>① Complete “What’s My Rule?” tables and find rules.</p> <div style="text-align: right;">  </div>			
<p>② Add 3-digit numbers.</p> <div style="text-align: right;">  </div>			
<p>③ Subtract 3-digit numbers.</p> <div style="text-align: right;">  </div>			
<p>④ Use +, −, ×, and ÷ to write equivalent names for numbers.</p> <div style="text-align: right;">  </div>			
<p>⑤ Use the adding-a-group strategy to solve facts.</p> <div style="text-align: right;">  </div>			
<p>⑥ Use the subtracting-a-group strategy to solve facts.</p> <div style="text-align: right;">  </div>			

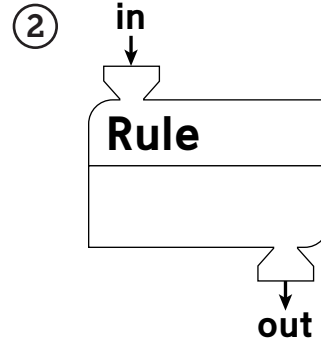


Unit 3 Assessment

Complete the tables. Write your own number pair in the last row of each table.



in	out
14	
	12
7	
15	
	32



in	out
10	1
13	4
30	
	43
	13

For each problem, use rounding to estimate and then solve.

Use your estimate to check whether your answer makes sense.

Show your work.

③ a. Estimate: _____

b.

$$\begin{array}{r} 169 \\ + 28 \\ \hline \end{array}$$

④ a. Estimate: _____

b.

$$\begin{array}{r} 82 \\ - 36 \\ \hline \end{array}$$

c. Does your answer make sense? Explain.
